

CRE Occupier Technology Innovations



Technologies that are driving
occupier efficiencies



Hello!



Nicholas Leck

Occupier Account Executive Africa
Nicholas.Leck@mrisoftware.com
2.5 Years with MRI

Occupier Technology Innovation Drivers



- Compliance Landscapes
 - Increasing Governance
 - Corruption in South Africa
 - Portfolio governance is a business imperative



- Economic Landscape is Highly Competitive
 - Costs
 - Uncertainty
 - Agility is key to survive and thrive



- Data Landscape
 - Never been a more important time than now to make the right decisions
 - Data driven decisions
 - Accurate actionable data is a ticket to the game

CRE Occupier Key Focus Areas



Leases

Uncomplicate compliance and be confident in your leasing data

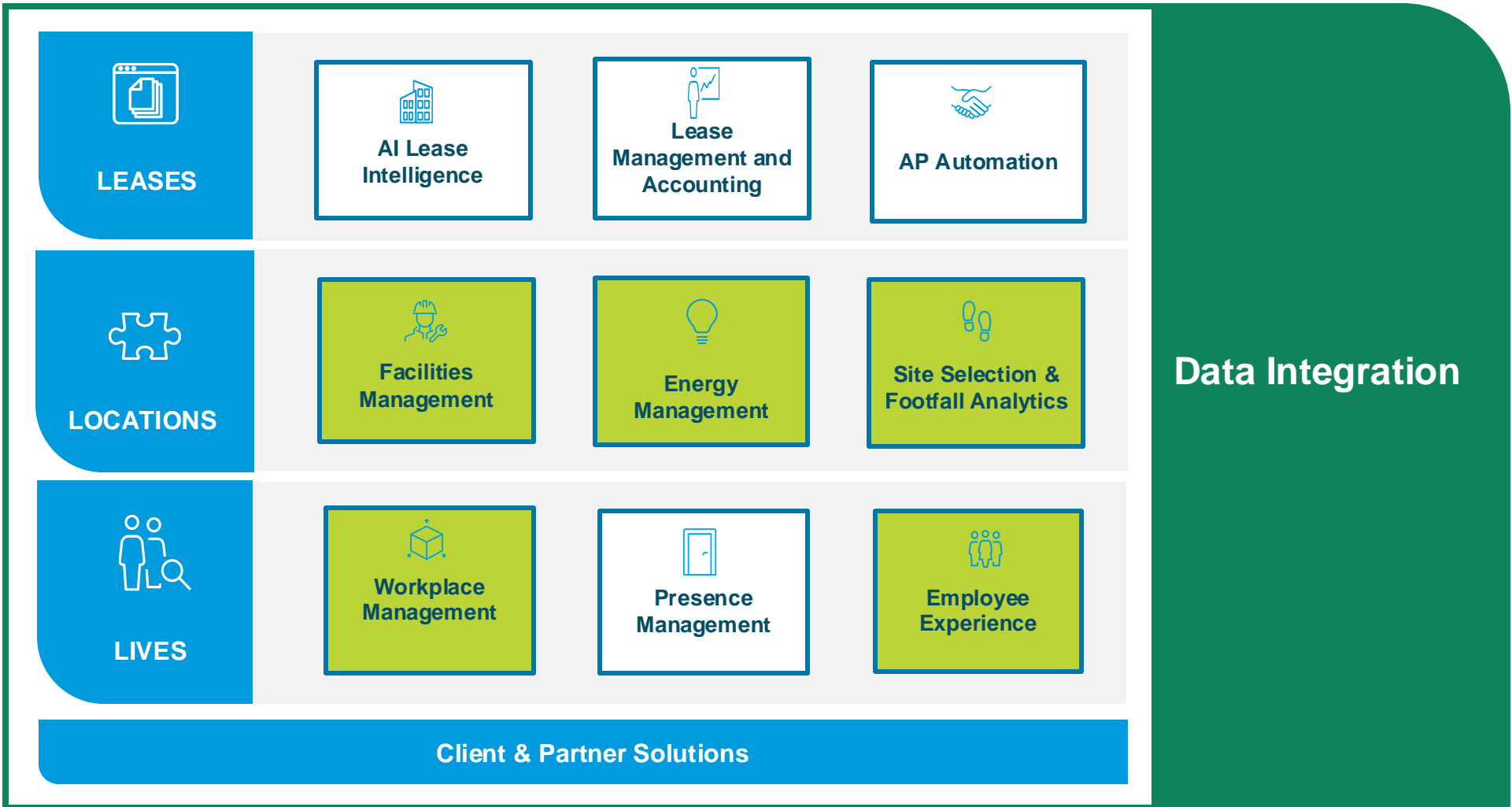
Locations

Gain control and visibility over your properties and assets' operations

Lives

Reinvent your workspace into a thriving workplace

MRI @Work for Occupier Ecosystem



Why Computer-Aided Facilities and Maintenance Management?

Predictive maintenance saves 8%-12% over preventative maintenance and a massive 40% on reactive maintenance.

- Reliable Plant –

The Difference Between Predictive Maintenance and Preventive Maintenance

Asset Lifecycle



Why Foot Fall Management?

Footfall analytics enables retailers to understand customer traffic patterns, leading to strategies that can increase sales conversion rates.

Deloitte - "Consumer Data in Retail: Transforming data into strategic assets"


Footfall data assists in aligning inventory levels with customer demand, reducing stockouts and excess inventory.

IBM - "Analytics for Retail"
Link: [IBM Analytics for Retail](#)

Footfall Management

Processes supported

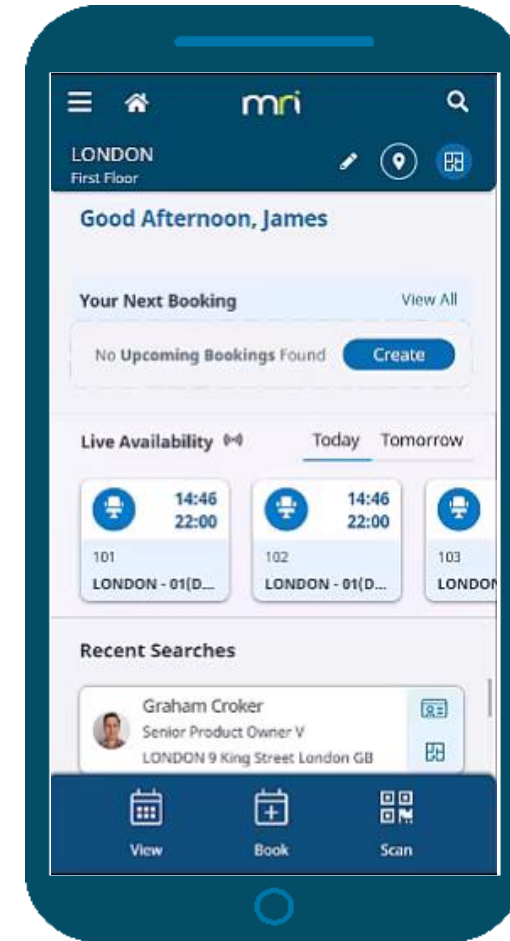
- Gain greater understanding of how space is used
- Evaluate new opportunities
- Quantify and optimise location performance
- Accurate conversion rates for ROI
- Insights into footfall bench marketing
- Power hours and opening times
- Colleague interactions
- Merchandising / new product ranges



Space and Workplace Management

Processes supported

- Visitor management
- Mobile and desktop usage
- Desk and room booking
- Space modelling and test scenarios
- Track who's onsite
- Complete floor visibility
- Plan and execute people / team / department moves
- Optimise buildings, floorplans and layouts
- Workplace analytics



Automate Landlord Due Diligence Checks

- Landlord Bank Details
- Landlord Legal Entity AML Checks



Why Energy Analytics?

The operation and construction of buildings globally is widely credited with accounting for an estimated 40 percent of global greenhouse gas (GHG) emissions.

- Study: The Evolving Role of Facilities Management -

Energy Management

Processes supported

- Data collection
- Anomaly detection
- Sustainability management
- Energy analysis
- Energy reporting
- Solar monitoring
- Utility contract management
- Tenant billing
- Invoice validation




Energy Analytics- ENGiE

- ENGiE Services - A world leader in building performance contracting, energy management
- Customers include whole counties, whole cities, school districts and universities
- Deployed for monitoring 20,000 utility meters
- Energy savings of £1.5 billion (R36 billion) for customers overall
- MRI Energy utilised for monitoring £550 million (R13,2 Billion) of spend per annum




The Model Office

What does a model office look like?



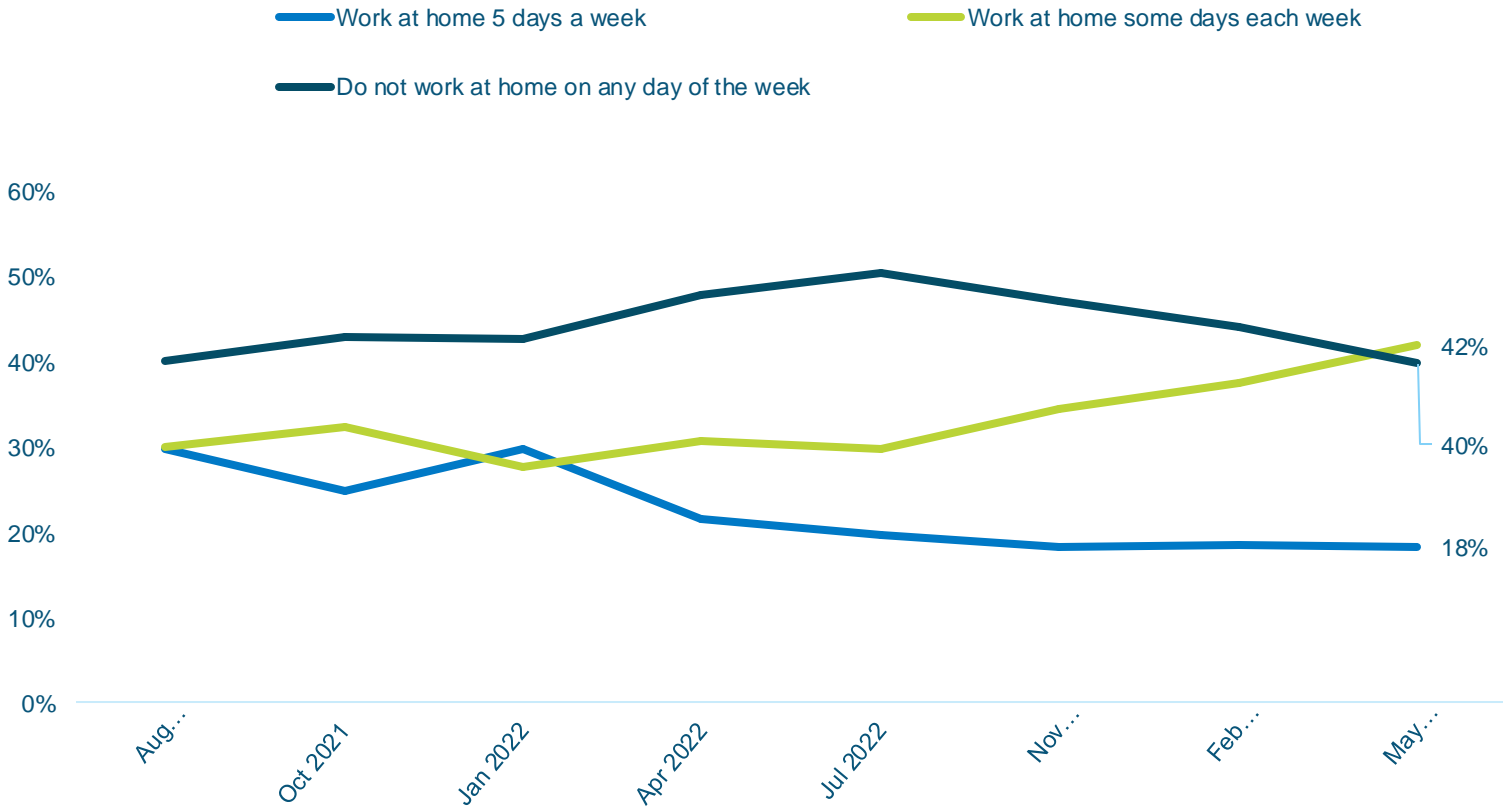
Office Example

- MRI Office, 9 King Street London
- Basement, ground + 5 floors
- Previously, floors were sublet.
- MRI Refurb in 2018
- Previous Landlord had installed tenant sub meters for Electricity
- Some existing CCTV feeds
- Decarbonisation refurbished the gas heating system. All electric for heating and HWS
- Main electric meter replacement
- Manual read water meters



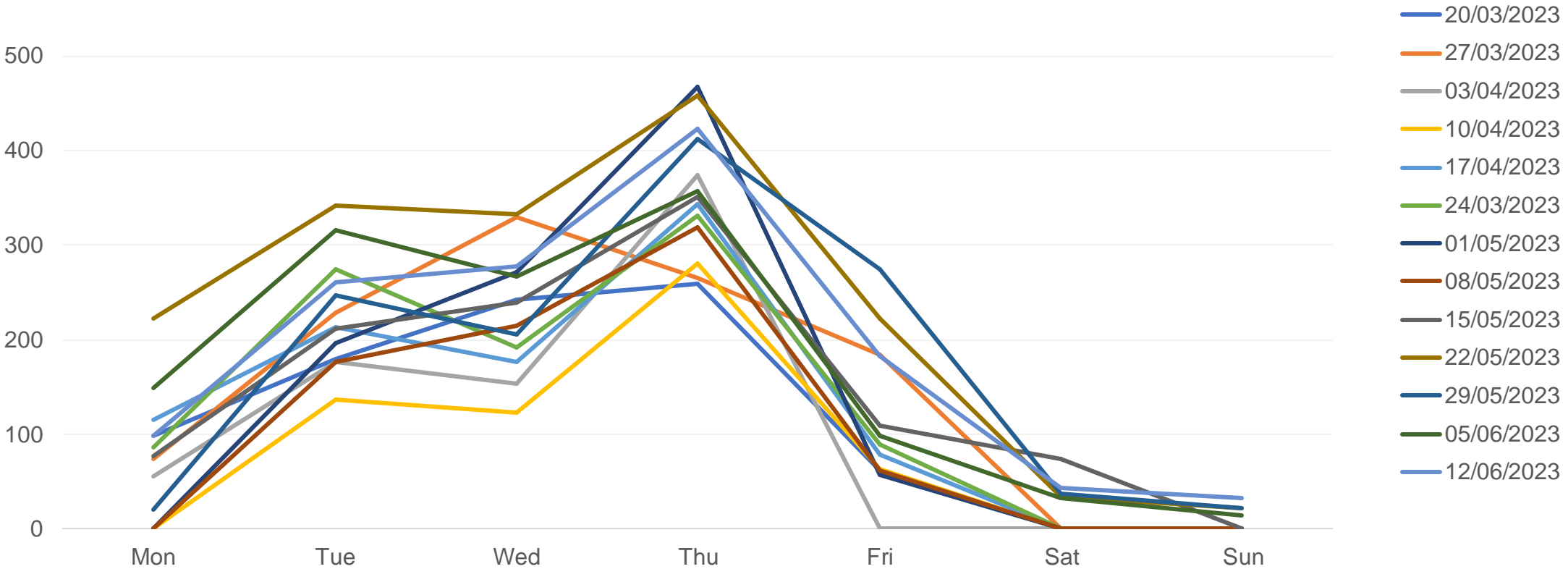
Increasing maturity of hybrid working

Aug 2021 to May 2023 - Average



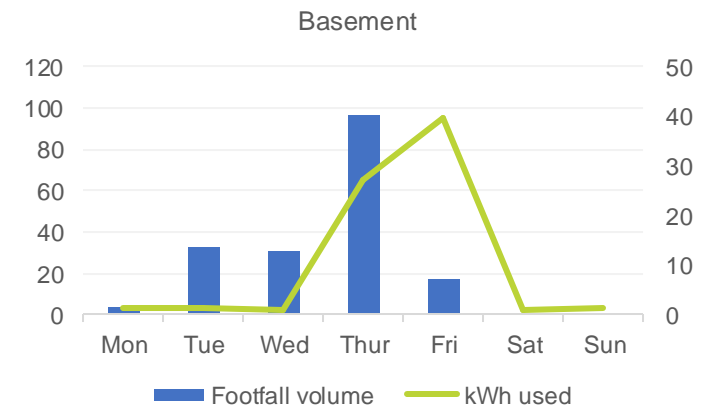
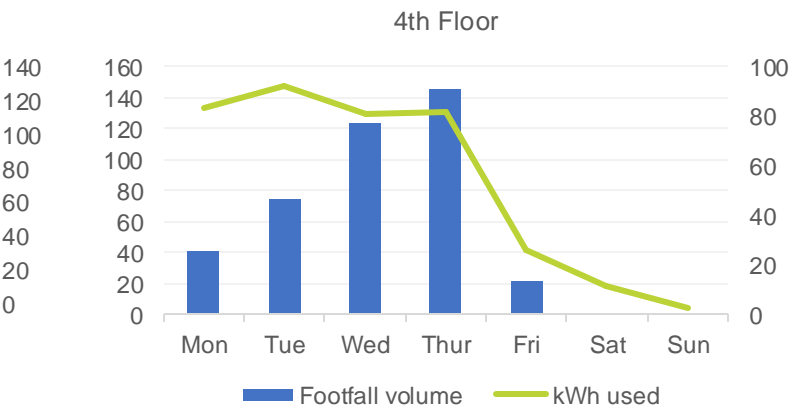
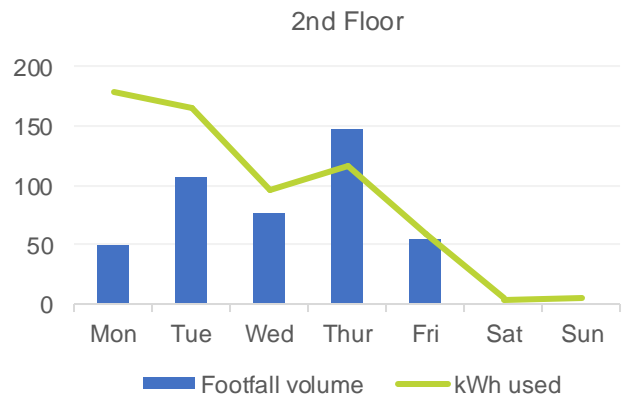
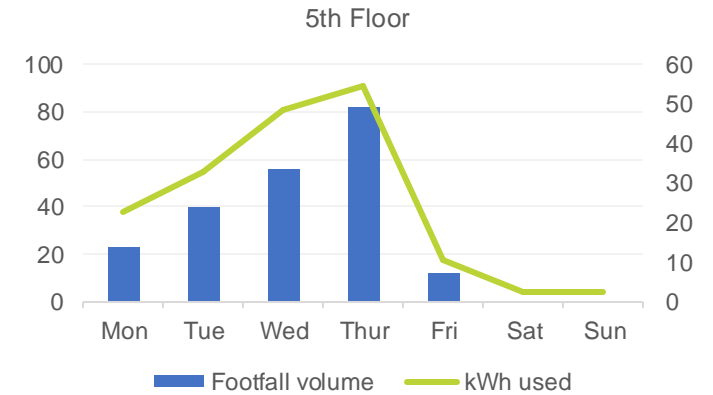
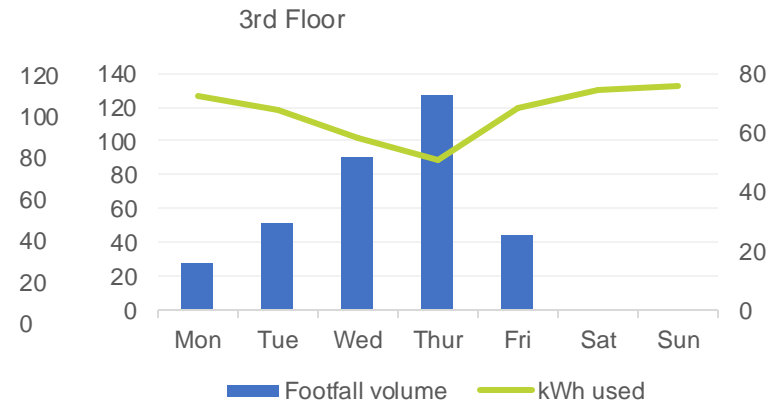
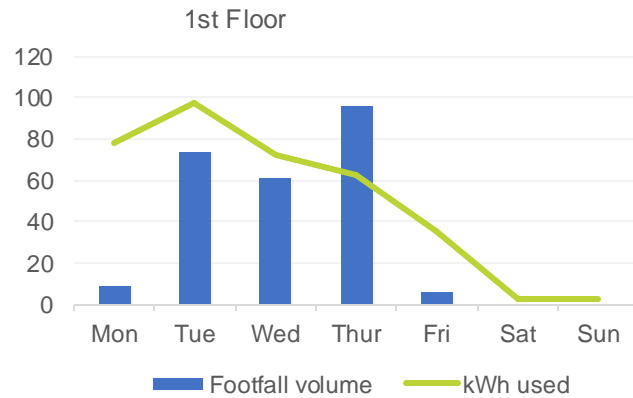
Increase Office building | Footfall by Day

Volume pw – wb 20th March 2023 to wb 12th June 2023

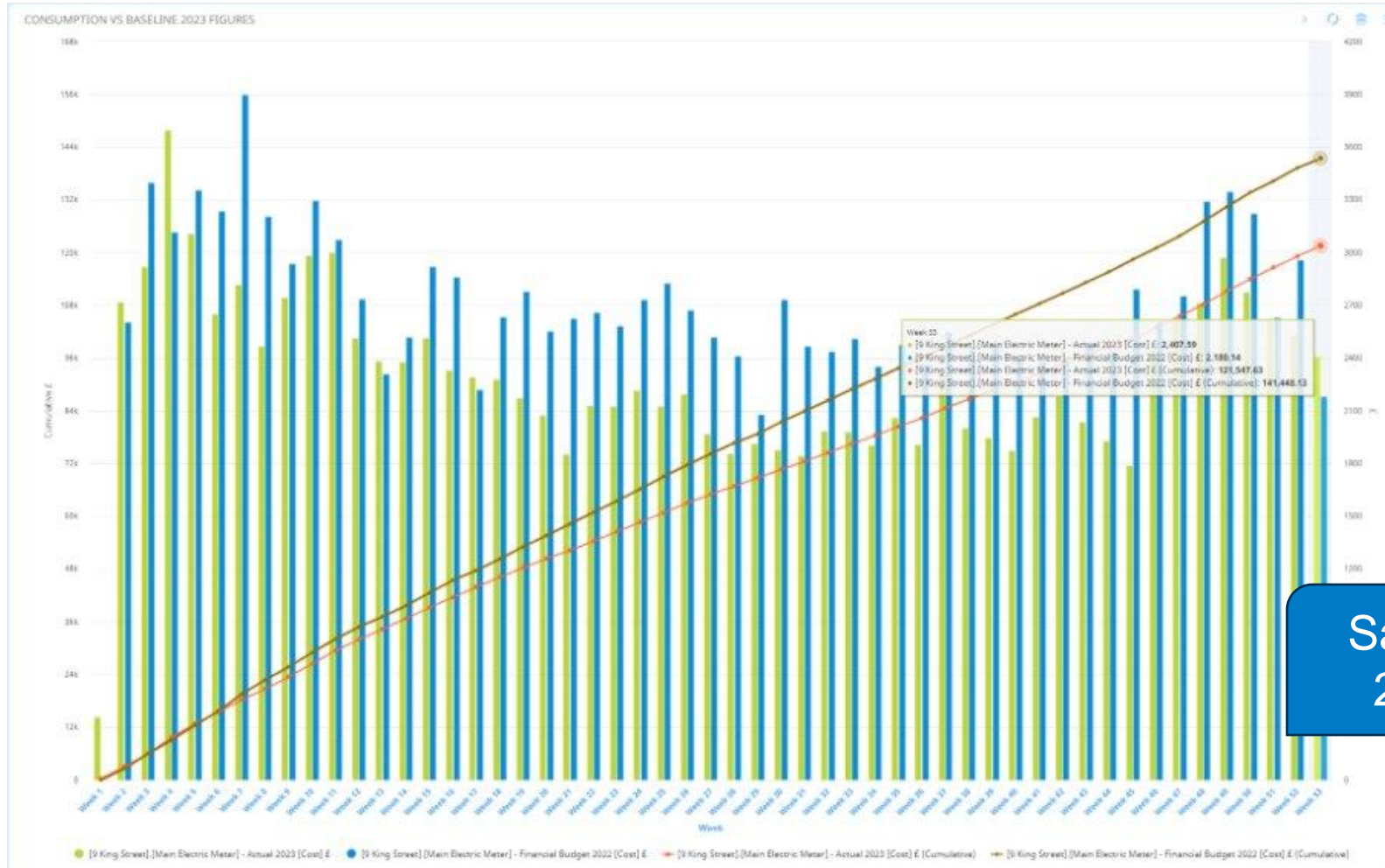


Office building | Energy used by floor

kWh used w/b 18th September 2023



Office building | Savings



Saved 14.6% on
2022 baseline

Retail Property Leaders Forum Cape Town

Retail Resilience: Navigating Challenges, Embracing Innovation



Oct 3rd 2024



7:30am - 02:00pm



Marriot Hotel, Crystal Waters, Century City Cape Town

Register your free place now

All your retail property tech
All in one place

